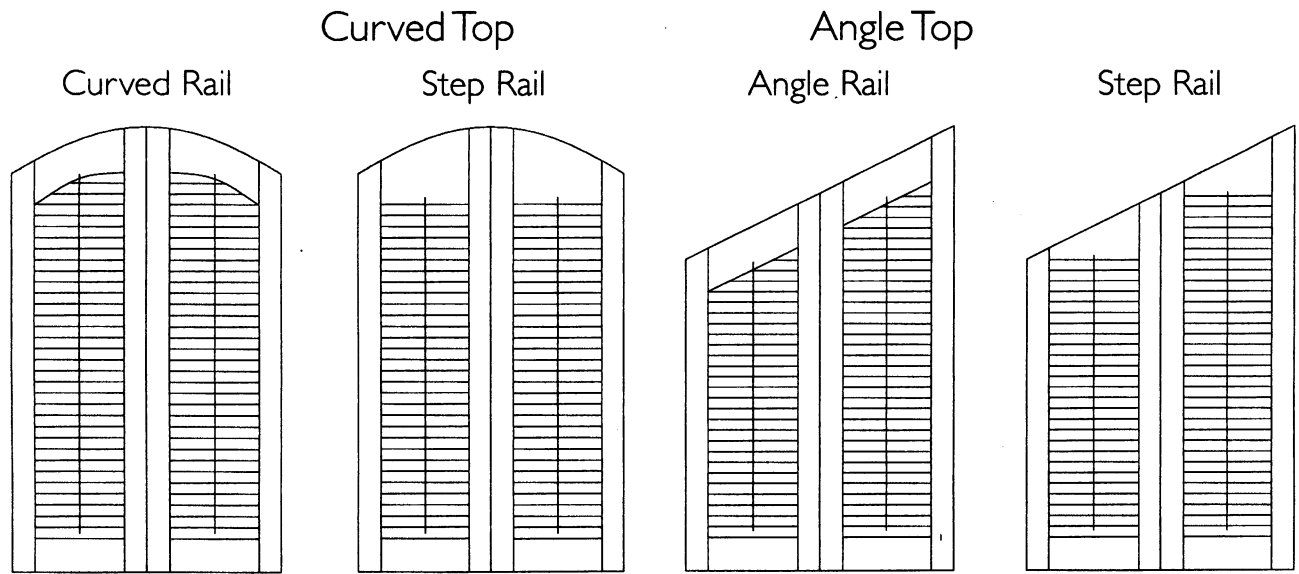



# Irregular Shapes



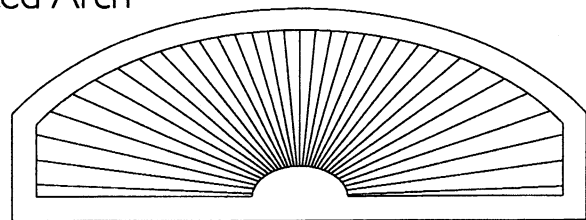
These shapes are available in all wood louver sizes, and in limited availability for the PolyWood shutter. The top louvers are fixed closed (non movable) beginning at the bottom of the top rail where the angle or curve starts.

## Fans or Sunburst

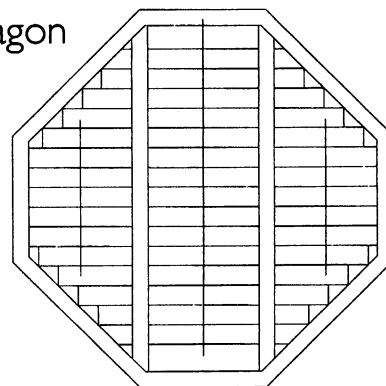


Movable louvers are possible when the height is one half the base plus two inches. If this is not possible the louvers will be fixed. Minimum width of a Fan or sunburst is 24".

## Elongated Arch



## Octagon



Note: All irregular shapes require a template.